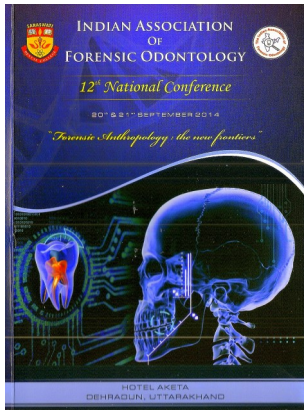


SDC BULLETIN



SARASWATI DENTAL COLLEGE & HOSPITAL

12TH NATIONAL CONFERENCE OF IAFO



Saraswati Dental College, Lucknow, hosted the 12th National Conference of the **Indian Association of Forensic Odontology (IAFO)** on 20th & 21st September 2014 at Hotel Aketa, Dehradun. Forensic Odontology involves the examination, evaluation, management and presentation of dental evidence in criminal or civil

proceedings, all in the interest of justice.

Col. (Dr.) S.K. Ojha, Secretary, Dental Council of India, was the Chief Guest. Dr. Gaurav Gupta, Director, Himachal Institute of Dental Sciences, Paonta Sahib and Dr. Himanshu Aeran, Principal, Seema Dental College, Rishikesh, were the Guests of Honour for this prestigious event.

Dr. R.M. Mathur, Director HRD, Saraswati Dental College, and Dr. R.S. Bedi, Principal, Saraswati Dental College, were the patrons for the conference.

There was active and enthusiastic participation of around 350 delegates. The conference was centered around the theme "**Forensic Anthropology**". On these two days of interac-

tive scientific sessions, eminent personalities in the field of forensic sciences gave key note lectures with relevance to the theme. We had invited stalwarts of this field like Dr. Adarsh Kumar from A.I.I.M.S., Prof. Reena Kumar, Dean, DJ Dental College, Muradnagar, Prof. Chandrakant More from K.M. Shah Dental College, Vadodra besides many other speakers from different specialities to share their experience in the field of Forensic Odontology.

Dr. Anil Singh, Head of the Department of Oral Pathology and Microbiology in Saraswati Dental College, was the convener of the 12th IAFO National Conference.

College Achievements

Certificate of Merit for paper presentation was awarded to:

- Dr. Ayush Razdan Singh (Faculty, 2nd prize)
- Dr. Prachi Anand (PG, 1st Prize)
- Dr. Suzanne T. Nathan (PG, 2nd prize)
- Dr. Neelakshi Pandey (UG, 1st prize)
- Dr. Arpita Khare



Inside this issue:

CASE - O - PEDIA	2
"GO GREEN!"	2
ACADEMIC CREDENTIALS	3
NATIONAL AND INTERNATIONAL PUBLICATIONS	3
CO - CURRICULARS PAR EXCELLENCE	3
EDITORS' RECOMMENDATION	4



UPCOMING EVENTS

- IMPRESSIONS 2014 (NOVEMBER 1 - NOVEMBER 14, 2014)
- CDE & WORKSHOP ON "LASERS - THE FUTURE GENERAL DENTISTRY" BY DR. RISHITA JAJU (WASHINGTON DC) ON JANUARY 5, 2015
- CDE ON "ORAL HYGIENE AND PLAQUE CONTROL" (JANUARY 28, 2015)
- BLOOD DONATION CAMP (NOVEMBER 17, 2014)



“CASE - O - PEDIA” : Management of a radicular groove by combined endodontic therapy & intentional reimplantation

By: Dr. Suleman A. Khan

The radicular groove is a developmental anomaly characterized by a depression or concavity found on the lingual surface of maxillary incisors particularly the maxillary lateral incisors. It may represent infolding of inner enamel epithelium (enamel organ) and Hertwig's epithelial root sheath. This presentation reports clinical & radiographic features, management and follow-up of a case of complete palato-radicular groove in maxillary lateral incisor with pulpal and periodontal involvement.

Case Report

A 16-year-old boy visited the Department of Pedodontics and Preventive Dentistry, with a chief complaint of recurrent pain in left upper front tooth since last six months.

Intraoral Examination

Anterior crowding was observed in the maxillary arch.

On careful inspection of tooth 22, a groove was detected on distopalatal surface extending from the crown to the gingival sulcus associated with periodontal pocket measuring around 5 mm. No periodontal pocket was observed on the labial aspect of the tooth.

Mild gingival inflammation was present on the distopalatal aspect of tooth 22. However, Mobility was within normal physiologic limit. Tooth 22 was normal in colour. Neither sinus nor swelling was observed i.r.t. affected tooth. Patient didn't give any history of trauma

On Palpation there was no depression or swelling and the affected tooth was tender to percussion.

Pulp vitality test: Negative.

Radiographic investigation

A Radiolucent line (Parapulpal line) running throughout the root adjacent to the root canal was evident on the distal aspect (suggesting complete PRG). PDL widening with diffuse periapical radiolucency associated with tooth 22.

Diagnosis

Diagnosis of pulp necrosis with apical and localized periodontitis associated complete radicular groove was made in respect to tooth 22. (Endo-perio lesion)

Treatment Outline

Atraumatic Tooth removal (Periotome & Forceps)

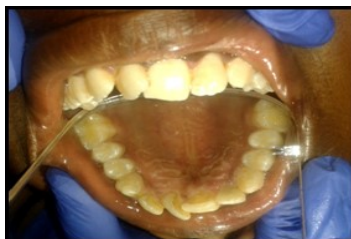
- Fissurectomy/odontoplasty/radiculoplasty/enameloplasty of coronal and cervical radicular groove.
- Sealing of prepared groove with GIC Replantation and radiograph.
- Splinting: The teeth did not require stabilization with splints as the teeth were slightly cut off from occlusion with suitable overjet.
- Post-operative instructions, Medication and chlorhexidine mouthwash (to prevent contamination that may lead to inflammatory root resorption) Suture removal Follow up at 1st, 3rd and 6th months.

Results

After a week, healing was uneventful & tooth mobility was within normal physiologic limit. At 1 month & 3 months the periodontal tissues appeared healthy and no inflammatory signs and symptoms were observed. Probing depths were not measured as it was early for probing the depth of periodontal pocket treated with regenerative procedures. At 6 months probing depth of 2 mm was recorded which shows gain in clinical attachment levels

Conclusion

Effective recognition of the palatal radicular grooves is critical, especially because of their diagnostic complexity and the problems that may arise if they are not properly interpreted and treated. Deep radicular grooves can predispose to pulp necrosis and the establishment of combined endodontic periodontal problems.



Intraoral



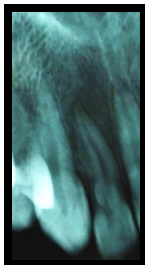
Root canal preparation



Post operative



Intentional Reimplantation



A STEP TOWARDS A GREENER TOMORROW...

Saraswati Dental College & Hospital organized the “Go Green Initiative and Tree Plantation Programme” on August 9, 2014. The chief guest for the programme was Mrs. Eva Sharma, Chief Conservator of Forests, Lucknow mandal.

Mrs. Neeta Ganguli was the keynote speaker and Mr. Awani Kumar, Chief Conservator of Forests (Monitoring and Evaluation) U.P. Forest Department was the Guest of Honour.

The “Saraswati Earth Saver Club” was established by Dr. Rajat Mathur, President Saraswati Dental College.



Volume 4 , Issue 3

ACADEMIC CREDENTIALS

The results for the annual professional examinations were declared in June, 2014.

The meritorious students who ranked First in their respective examinations were:

MDS

Dr. Ashmita

(Department of Periodontology)



BDS IVth YEAR

Prarthana Dalmia



BDS IIIrd YEAR

*Vandana Chauhan
Jyotsana Agarwal*



BDS IInd YEAR

Vandita Raj



BDS IST YEAR

Saloni Verma



Other events that took place were:

- Guest lecture on “Approaches for Cancer Diagnosis and Therapy” by Dr. Subhash C. Chauhan, Professor, Tennessee University, USA.
- CDE Programme on “Cosmic Healing” on July 15, 2014.
- Webinar on “Immediate Implants in Aesthetic Bone” by Dr. N. Sisodia on August 22, 2014
- Saraswati Dental College celebrated “Oral Hygiene Day” on August 1, 2014

NATIONAL AND INTERNATIONAL PUBLICATIONS

CONSERVATIVE DENTISTRY AND ENDODONTICS

International: 03
National: 05

PROSTHODONTICS AND CROWN & BRIDGE

International: 03

PAEDIATRIC & PREVENTIVE DENTISTRY

International: 01
National: 02

ORTHODONTICS & DENTOFACIAL ORTHOPAEDICS

International: 03

GENERAL PATHOLOGY AND MICROBIOLOGY

International: 03

ORAL MEDICINE AND RADIOLOGY

National: 08

ORAL PATHOLOGY & ORAL MICROBIOLOGY

International: 04
National: 03

PUBLIC HEALTH DENTISTRY

International: 01

PERIODONTOLOGY

International: 03

UPDATES ON

SARASWATI ROTARACT

CLUB:

- Organised the **31st Annual District Rotaract Assembly** on August 2, 2014 at SDC.
- President, Saraswati Rotaract Club, Mr. Sandeep Mishra, participated in the **Rotaract South East Asia Summit**

CO - CURRICULARS PAR EXCELLENCE

Our students at Saraswati Dental College have not only excelled in academics but have also brought laurels in co-curricular activities.

We actively participated in the inter college fest—“AURA”, organized by **Isabella Thoburn College, Lucknow** on September 19 & 20, 2015

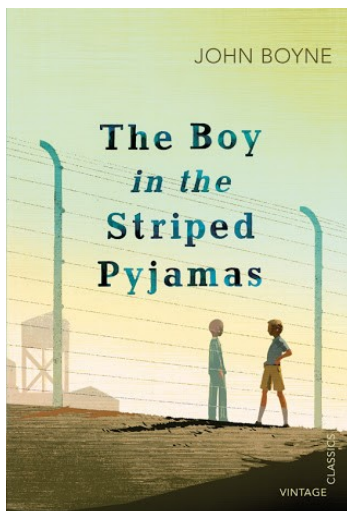
We participated in a number of events and bagged the **overall 2nd position** out of a total of 20 colleges along with individual prizes in -

- Group Dance (3rd prize)
- AD-Attack (2nd prize)
- Solo Song, Western (2nd prize)



EDITORS' RECOMMENDATIONS

For our avid readers...



THE BOY IN THE STRIPED PAJAMAS By John Boyne

Set amidst the Second World War, *The Boy in the Striped Pajamas*, is a story told through the eyes of 9 year old German boy, Bruno, who happens to be privileged enough to be the son of a Nazi Commandant.

When Bruno returns from school one day, he finds his belongings have been packed and his father, hav-

ing received a promotion is making the family move to a new house far from Berlin where he will be in charge of a prison camp that Bruno believes is called "Out With" (Auschwitz).

On arriving at Out With, Bruno realizes there is nothing to do here and no one to play with. There is a tall fencing all around the plot which extends as far as the eye can see, beyond which Bruno notices strange looking people.

Bruno longs to be an explorer and in trying to entertain himself, he sneaks out and meets a boy on the other side of the fence who is of his age named Shmuel. Shmuel is "The Boy in the Striped Pajamas" whose life and circumstances are very different to his own. Their meeting results in friendship that leads to heart wrenching, unimaginable and devastating consequences.

Other must reads-

- *Prisoner of Birth* - Jeffrey Archer
- *Fountainhead* - Ayn Rand

For the movie buffs...



THE FAULT IN OUR STARS

The Fault in Our Stars, is the story following a young girl, Hazel Grace, as she battles cancer. In doing so, not only does she try to lead the normal life every sixteen year old dreams of, but also joins a church support group for cancer survivors where she meets a boy, a year older than herself, Augustus Waters. Augustus suffers from a type of cancer that has resulted in him losing a leg and though he wears a prosthesis, the chances of survival of

this type of cancer surpass Hazel's death sentence, by miles.

From the minute that Hazel meets Augustus, the two are practically inseparable and the seed to their friendship is sown in Hazel's favourite book, "An Imperial Affliction". Hazel relates to the book as the protagonist in the book, Anna, suffers from a rare type of cancer of the blood. Both Augustus and Hazel deliberate for hours, days and weeks over the book as the author of the book leaves

them at a cliffhanger, not providing any conclusion as to the fate of the characters.

In the pursuit to find out what happens at the end of the book, Augustus and Hazel embark on a journey full of love, sadness and romance. While on this voyage, Augustus breaks some heart wrenching news to Hazel, which shatters their worlds right in front of them, making them wonder whether it really is "The Fault in Our Stars"

Others-

- *Shawshank Redemption*
- *Boyhood*

The Editorial Board

FACULTY MEMBERS:

Dr. Alka Yadu Dr. Pratik Chandra Dr. Saurabh Mathur

STUDENT MEMBERS:

Dr. Raahat Vikram Singh Dr. Abhay Sahay Dr. Prarthana Dalmia
Dr. Aiyana Parthi Dr. Ankur Nigam